

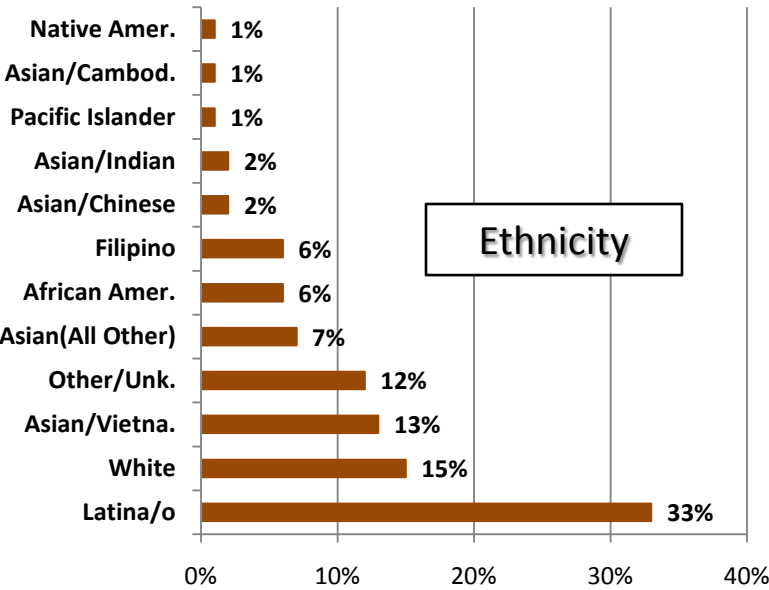
# San Jose/Evergreen Community College District

Fall 2008 End-of-Term Student Enrollment

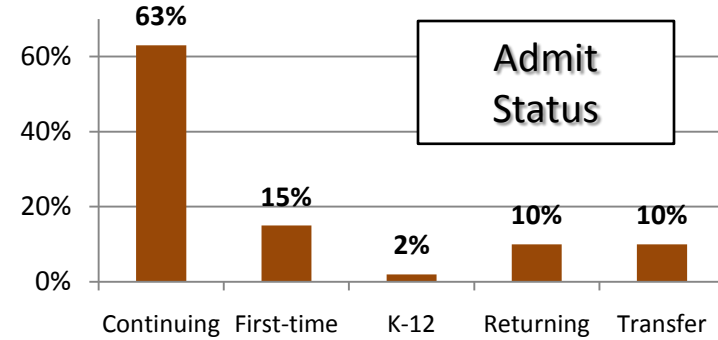
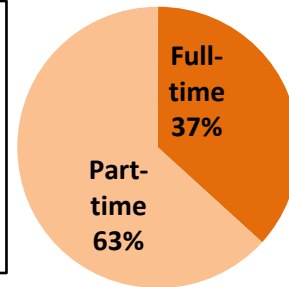
Enrollment: 26,080 FTES: 7,238

Prepared by Office of Research and Institutional Effectiveness (7/6/09)

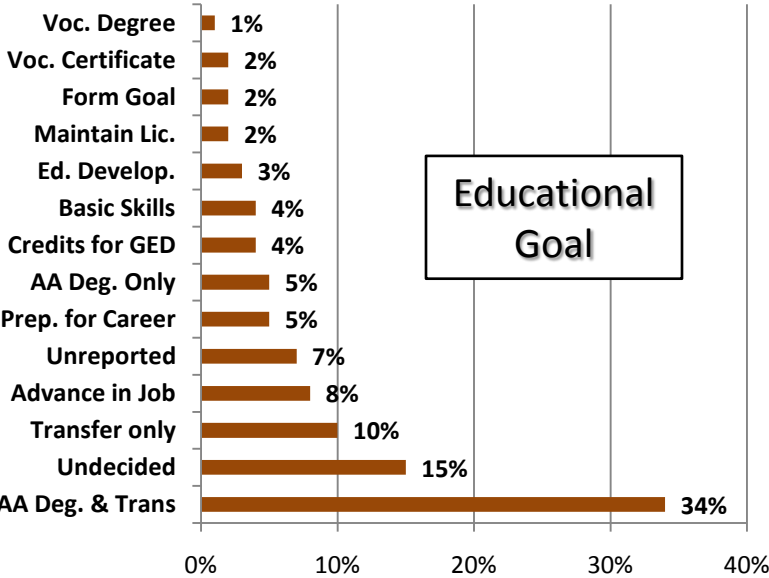
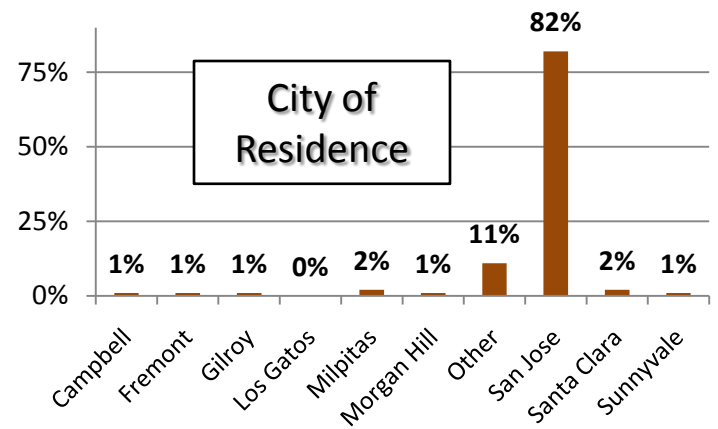
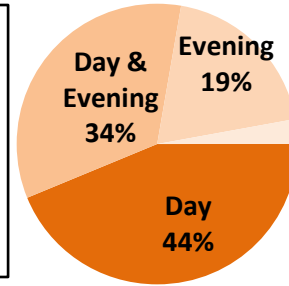
\*Percentages may not equal 100% due to rounding



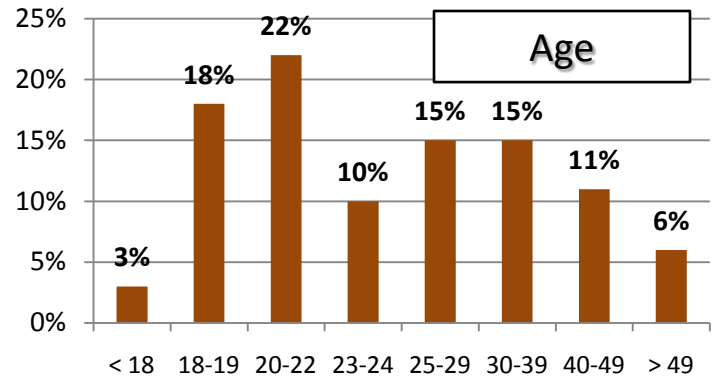
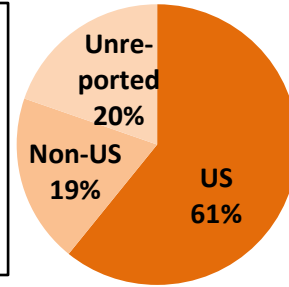
Full/Part-time



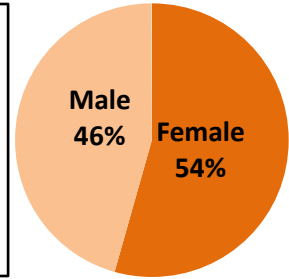
Time of Day



Citizenship



Gender



**San Jose/Evergreen Community College District End-of-Term Enrollment**  
**Fall 2007 and Fall 2008 Comparison**

	Fall 2007	Fall 2008	1yr Change
End-of-Term Student Count	23,813	26,080	10%

GENDER	Fall 2007		Fall 2008		1yr Change
Female	12,922	54%	14,184	54%	0%
Male	10,019	42%	11,874	46%	3%
Unreported	872	4%	22	0%	-4%
AGE	Fall 2007		Fall 2008		1yr Change
Under 18	855	4%	856	3%	0%
18-19	4,053	17%	4,652	18%	1%
20-22	5,139	22%	5,700	22%	0%
23-24	2,410	10%	2,516	10%	0%
25-29	3,530	15%	3,880	15%	0%
30-39	3,610	15%	4,041	15%	0%
40-49	2,448	10%	2,757	11%	0%
Over 49	1,753	7%	1,669	6%	-1%
Unreported	15	0%	9	0%	0%
FULL/PART-TIME	Fall 2007		Fall 2008		1yr Change
Full-time	8,542	36%	9,585	37%	1%
Part-time	15,271	64%	16,495	63%	-1%
TIME OF DAY ATTENDED	Fall 2007		Fall 2008		1yr Change
Day	10,271	43%	11,416	44%	1%
Day & Evening	8,076	34%	8,860	34%	0%
Evening	4,940	21%	5,061	19%	-1%
By Arrangement	526	2%	746	3%	1%
CITIZENSHIP	Fall 2007		Fall 2008		1yr Change
US	14,605	61%	15,868	61%	-1%
Non-US	5,010	21%	5,076	19%	-2%
Unreported	4,159	17%	5,136	20%	2%
ADMIT STATUS	Fall 2007		Fall 2008		1yr Change
Continuing	15,218	64%	16,377	63%	-1%
First-time	3,608	15%	4,011	15%	0%
K-12	488	2%	600	2%	0%
Returning	2,112	9%	2,639	10%	1%
Transfer	2,387	10%	2,525	10%	0%
	Fall 2007		Fall 2008		1yr Change
International Students	101		100		-1%
	Fall 2007		Fall 2008		1yr Change
High School Students	503		600		19%
	Fall 2007		Fall 2008		1yr Change
First Generation Students*	60%		60%		0%

\*Percentage includes only students who indicated parent education level

FINANCIAL AID AWARDS	Fall 2007	Award	Fall 2008	Award	Fall 2008
	Number	Percent	Number	Percent	Amount
Board of Governors Waivers	8,289	70%	9,362	68%	\$1,733,461
Grants	3,023	25%	3,704	27%	\$7,709,245
Loans	182	2%	292	2%	\$943,736
Scholarships	245	2%	160	1%	\$123,145
College Work Study	159	1%	168	1%	\$185,091

\*\*Percentages may not equal 100% due to rounding

	Fall 2007	Fall 2008	1yr Change
Full-time Equivalent Students (FTES)	6,474	7,238	12%

ETHNICITY	Fall 2007		Fall 2008		1yr Change
African American	1,620	7%	1,665	6%	0%
Asian (All Other)	1,819	8%	1,848	7%	-1%
Asian/Cambodian	234	1%	258	1%	0%
Asian/Chinese	581	2%	619	2%	0%
Asian/Indian	494	2%	533	2%	0%
Asian/Vietnamese	3,247	14%	3,290	13%	-1%
Filipino	1,547	6%	1,591	6%	0%
Latina/o	7,704	32%	8,629	33%	1%
Native American	195	1%	188	1%	0%
Pacific Islander	237	1%	283	1%	0%
White	3,736	16%	3,977	15%	0%
Other/Unknown	2,399	10%	3,199	12%	2%
CITY OF RESIDENCE	Fall 2007		Fall 2008		1yr Change
Campbell	359	2%	342	1%	0%
Fremont	179	1%	165	1%	0%
Gilroy	184	1%	186	1%	0%
Los Gatos	100	0%	99	0%	0%
Milpitas	472	2%	548	2%	0%
Morgan Hill	262	1%	286	1%	0%
Other	2,144	9%	2,736	11%	2%
San Jose	19,455	82%	21,016	82%	0%
Santa Clara	477	2%	525	2%	0%
Sunnyvale	181	1%	177	1%	0%
EDUCATIONAL GOALS	Fall 2007		Fall 2008		1yr Change
2yr Vocational Degree w/o Transfer	240	1%	249	1%	0%
AA Degree & Transfer to 4yr	8,484	36%	8,927	34%	-1%
AA w/o Transfer	1,192	5%	1,226	5%	0%
Advance in Job/Career	1,531	6%	1,972	8%	1%
Complete Credits for Dip/GED	1,007	4%	1,127	4%	0%
Discover/Form Career/Goal	463	2%	490	2%	0%
Educational Development	747	3%	782	3%	0%
Improve Basic Skills	955	4%	1,080	4%	0%
Maintain Certificate/License	449	2%	499	2%	0%
Prepare for New Career	1,205	5%	1,269	5%	0%
Transfer to 4yr w/o AA	2,375	10%	2,578	10%	0%
Undecided on Goal	3,381	14%	3,833	15%	0%
Unreported/Uncollected	1,448	6%	1,705	7%	0%
Vocational Certificate w/o Transfer	336	1%	343	1%	0%

Fall 2008 Full-time Faculty (253)	Female	Male	Total	Percent
African American	12	8	20	8%
Asian/Pacific Islander	36	16	52	21%
Latina/o	36	18	54	21%
Native American	1	0	1	0%
Other	5	4	9	4%
White	59	58	117	46%